

Make Time for Jesus!

*Kids' Sunday School Lesson and Bible Teaching Activities on the
Story of Mary and Martha from Luke 10:38-42*



What does God want from us? How much do we need to do in order to earn His favor? The truth is, there's nothing we can or should do to please God. He loves us for who we are, and wants to spend time with us and hear from us. Children might not be as "busy" or overwhelmed as adults, but can still benefit from remembering that Jesus values our time and calls us to slow down and rest in Him.

Lesson focus: In this lesson, students will hear the story of Martha and Mary, and learn from it the importance of taking time to spend with Jesus and listening for His voice. Though a seemingly short and simple passage, it communicates powerful truths that children can carry with them long-term.

Scripture Passage: Luke 10:38-42

Target Audience: Elementary School, adaptable for K-6th Grades (children age 5 to 12)

Materials Needed: Construction paper, decorative materials, paper plates, glue, brad fasteners, scissors, Bible (all optional, depending which activities you choose to use—except for the Bible, you need that for sure).

More Teaching Activities on Mary & Martha

- Watch our [video demonstration of this children's sermon lesson](#) and [Bible craft activities for Sunday School](#)
- Compare the free [Luke 10:38-42 Sunday School Lesson on Martha and Mary](#)
- Compare another [Bible Story Lesson about Mary & Martha for Kids](#)
- Compare another [children's sermon on Martha and Mary from Luke 10:38-42](#)
- Browse all the [Martha & Mary teaching activities for kids from Ministry To Children](#)
- Download the [free Mary & Martha Bible lesson from the Sunday School Store](#).
- Compare the [free Bible Lesson on Martha and Mary from Mission Bible Class](#)

Game Activities to Introduce the Bible Lesson

Lesson Opening: This lesson is about resting and working, as well as spending time with Jesus. Begin with activities or questions that prompt students to think about the topics.

Here are some activities to get kids thinking...(select the best ones for your audience and age group):

- Discuss how time is spent, and create a chart of ways that students spend time. What takes up the majority of scheduling? Are there ways that we can make more time for Jesus?
- “Rest, Martha!” Freeze dance game. Have students act “busy” or dance to music, but pause and call on them to stand still by shouting “rest, Martha!” or saying “Mary was still.”
- Red light/green light: Play the classic playground game, or vary it by calling out “Martha/Mary” instead of “red light/green light.”
- Listen up! Part of the story is about listening to God. Invite students to listen to various sounds and identify what they might be. Alternatively, play a round of telephone.

Explain that today’s story is about listening to Jesus and slowing down our lives to hear His voice.

Ask: What do you think it means to make time for Jesus? What can you do to be with Him?

Sunday School Lesson (Luke 10:38-42) Martha and Mary

Bible Lesson: As always, how you choose to experience the passages will vary according to the ages and abilities of your children (and how many are participating). This story is a short one, but can still be read or acted out with fun embellishments!

Open up by explaining that Jesus was supported by a lot of friends during His time on Earth. He traveled a lot, and was hosted by people who allowed Him and His disciples to stay at their homes and eat their food. In one instance, He went to a place where He was welcomed by a couple of sisters...

Now as they went on their way, Jesus entered a village. And a woman named Martha welcomed him into her house. 39 And she had a sister called Mary, who sat at the Lord's feet and listened to his teaching. Luke 10:38-39

Ask: What would you do if Jesus came over to your house for dinner? What would you serve Him to eat?

But Martha was distracted with much serving. And she went up to him and said, "Lord, do you not care that my sister has left me to serve alone? Tell her then to help me." -Luke 10:40

Mary was listening to Jesus, but Martha was busy. She was getting food ready, and got upset that her sister was just sitting still with Jesus. She came to ask for help from the Lord.

Ask: What are some things that distract you from following God? Have you ever felt upset that someone else wasn't working as hard as you? Do you think you tend to work hard, like Martha, or do you sit still like Mary?

But the Lord answered her, "Martha, Martha, you are anxious and troubled about many things, 42 but one thing is necessary. Mary has chosen the good portion, which will not be taken away from her." -Luke 10:41-42

The answer that Jesus gives here is important. Martha wasn't doing anything wrong. She was making sure Jesus got fed, which was a positive thing! However, the problem was that she got distracted, and didn't understand what was most important. Jesus didn't just want her doing chores to take care of Him; He wanted her time and love. Mary was willing to sit and just be with her Lord.

Explain to kids that God wants our time and our lives, too. We can get distracted, or sometimes think that we need to work hard for Jesus and do a lot of things. But Jesus cares about our hearts. He wants us just as we are, and sometimes that means resting and taking time to be in God's presence. We don't have to be busy all the time. We don't have to do special activities. Just sit still, talk to God, and listen for what He might have for you!

Close with a prayer thanking God for loving us no matter what. Ask for help to listen for the voice of Jesus, and to take time to sit still and rest in Him.

Take Time for Jesus! Craft Ideas for Martha and Mary with Jesus

Crafts: Crafts for this story should remind students to take time to sit and be still with Jesus, remembering that He is more important than any of our chores or lists. Consider one of these options:

- Make a “Take Time for Jesus Clock” by decorating a paper plate to look like a clock. Add items that would be examples of taking time for the Lord (prayer, Bible study, etc.) and attach paper “clock hands” with brad fasteners.
- “Time out for God Door Hanger”: Decorate a door hanger with reminders to slow down and sit still with Jesus. Add verses and captions and hang in a prominent place.
- Mary and Martha puppets: Recreate the story by crafting puppet versions of Martha and Mary, using paper bags or popsicle sticks. Use the puppets to share the story.

How do we slow down and put Christ first in all things? What does it mean to take time out for God? Children might not have the same concepts as adults when it comes to schedule struggles, but it’s never too early to communicate the importance of making specific time for the Lord. These crafts relate that as they accompany the story of Martha and Mary. Martha was not doing anything wrong, but was busy and distracted by serving, while her sister chose to listen to Jesus. With these activities, a “Put Christ First Door Hanger” offers a visual prompt to pray and think of the Lord in all things. A “Take Time for Jesus Clock” expresses similar feelings with a timing theme. Use either or both to focus on God in the context of the story.

Bible Verses or Captions to Consider... (Luke 10:25-37)

“Martha, Martha,” the Lord answered, “you are worried and upset about many things, 42 but few things are needed—or indeed only one. Mary has chosen what is better, and it will not be taken away from her.” -Luke 10:41-42

Take time for Jesus! He loves you!

Put Christ first!

How have you spent time with God today?

Pray...read God’s Word...Sit and listen!

Craft one: "Put Christ First Door Hanger"

You will need:

- Crayons or markers
- Scissors
- Glue or tape
- Construction paper or cardstock
- Stickers, glitter, or other decorative items
- Pipe cleaners or ribbon/string



Procedure:

1. Select paper or card stock. Cut papers into cross or heart shapes. If desired, create a two-toned effect by layering one on top of the other.
2. Add verses or captions to the cross, describing how we can put Christ first in our lives.
3. Add extra decorations such as stickers, band-aids, and glitter as desired.
4. Turn the cross into a door hanger or decoration by punching a hole and adding a string or pipe cleaner.



Craft Two: "Take Time for Jesus Clock"


You will need:

- Construction Paper or cardstock
- Paper plates
- Brad fasteners
- Glue or tape
- String or pipe cleaner
- Scissors
- Decorative elements as desired
- Markers or crayons



Procedure:

1. Decorate the paper plate to resemble a clock, with markings around the outside of it.
2. Add notes and captions to the clock, providing different ways to spend time with Jesus and serve Him. Add larger verses or captions to the plate.
3. Cut paper pieces into arrow shapes to look like the hands of a clock.
4. Carefully attach the arrows onto the plate with a brad fastener so that they can move like clock hands would do.
5. If desired, attach a hanger or magnet to display the clock.



Slow Down! Make Time for Jesus

*Children's Sermon Message & Bible Object Lesson on the story
of Mary and Martha from Luke 10:38-42*



Lesson Objective: As adults, we recognize that it can be easy to grow too busy or distracted by life, and neglect spending time with the Lord.

Children might not have quite the same load on their plates from scheduling, but are easily distracted by things. This message focuses on reminding kids of the importance of sitting in the presence of Jesus and listening for His voice. The lesson uses an example of distraction to emphasize how we can pay attention to God when we sit still and listen to Him. God loves us no matter what, and wants us to spend time with Him!

Law/Gospel Theme: God created us to be “human beings”, not “human doings”! In the eyes of Jesus, it does not matter how much we do for Him, but rather that we spend time with Him. We can do all sorts of activities for and with the church, but that does not win us salvation or “Heavenly points” by any means. Jesus took care of the costs, and wants us to spend time with Him, listening to His voice and sitting in His presence. The story of these two sisters reminds us that the most important thing we can do is accept and embrace His genuine grace.

Optional Materials: (Optional) Cleaning items or things used to do chores; prizes.

Bible Passage: Luke 10:38-42

More Teaching Activities on Mary & Martha

- Watch our [video demonstration of this children's sermon lesson](#) and [Bible craft activities for Sunday School](#)
- Compare the free [Luke 10:38-42 Sunday School Lesson on Martha and Mary](#)
- Compare another [Bible Story Lesson about Mary & Martha for Kids](#)
- Compare another [children's sermon on Martha and Mary from Luke 10:38-42](#)
- Browse all the [Martha & Mary teaching activities for kids from Ministry To Children](#)
- Download the [free Mary & Martha Bible lesson from the Sunday School Store](#).

Message: Note: As with most messages, the details of how you choose to communicate this are adaptable and should cater to timing as well as to your audience and student needs.

Mary and Martha Children's Sermon from Luke 10:38-42

Greet children, and assign them with some random tasks...

Hello, children of God!

I need some volunteers...who can help me? *(Take a few volunteers from the group, and assign varied jobs to each student.)* I have a few tasks that I'd like each of you to do. I want you to take this cloth, and work on cleaning off the window over there...and I'd like you to go to the back row, and pass each person one of these mints. Now, for you, I want you to go into that back corner, and sing the alphabet song twice. *(Select whatever places and tasks you feel would take attention.)* Okay, while they are doing that, I want to share part of today's story with the rest of the group...

(Begin to tell the story of Martha and Mary) So today's story has to do with Jesus and some of His friends. There were two sisters named Martha and Mary. They had a brother named Lazarus. This was actually the same Lazarus who Jesus raised from the dead, but that's another story...anyway, Mary and Martha lived in a place called Bethany. Jesus came to visit them, and Martha was making dinner. *(Pause the story and invite the "workers" to return.)* Oh, I think our friends are done with their tasks now. You guys can come back over here! I was just starting to share about a time when Jesus went to visit friends. I wonder who was paying attention. Did anyone catch the name of those women Jesus went to see? *(Ask a few questions about the part of the story that was already covered. Hopefully, the students who were seated nearby will be able to answer, while the ones busy with other tasks might not be familiar with what was discussed).*

So it was a little easier to listen to the story when you were sitting close to me and paying attention, wasn't it? Those of you who were busy taking care of tasks might have been a little distracted and not able to hear as well. This reminds me of something that happened in the Bible story today. Jesus went to have dinner with some friends of his. These were sisters named Martha and Mary. Now, Martha was busy making sure everything was ready for the visit. She was cooking and cleaning and hurrying around. Mary, her sister, was sitting at the feet of Jesus. She was listening to Him teach, along with the disciples. Martha got upset that she wasn't helping with the meal preparation. She came and asked Jesus to tell Mary that she needed to help. Do you think Jesus did? Actually, no! He turned to Martha and kindly said her name. He told Martha that she was worried about everything, but that Mary had actually chosen what was more important. Mary knew that spending time with Jesus was even more important than doing chores for Him.

We can remember, through this story, that God wants us to love Him and spend time with Him. Sometimes our lives get busy. We might be involved in sports or activities, and miss out on time to go to church or Sunday School. Or maybe we are doing things for God, but forgetting to pray or read our Bibles. There are things we might get caught up in that are helpful, but not as important as Jesus. At the end of the day God isn't worried about how many chores we do for Him. He doesn't want us to just do things, but to sit still and just be. He has made us to be human beings, not human "doings." Nothing we do will earn us God's grace or make Him love us more somehow. He just wants us!

So remember to slow down and be still for Jesus. In the midst of our busy schedules, we need to take time to pause and rest in God's presence. Remember His love and care. Sit and pray, and express your genuine love for the Lord.

Why don't we say one of those prayers now?

Children's Prayer Moment:

(Have kids repeat each line)

Dear God,

Thank you for loving us no matter what

Help us to remember the importance of resting in you

Help us to listen for your voice without distractions.

Thank you for your love


We love you, God!

In Jesus name, Amen!

Bible Verses/story to Reference: Luke 10:38-42

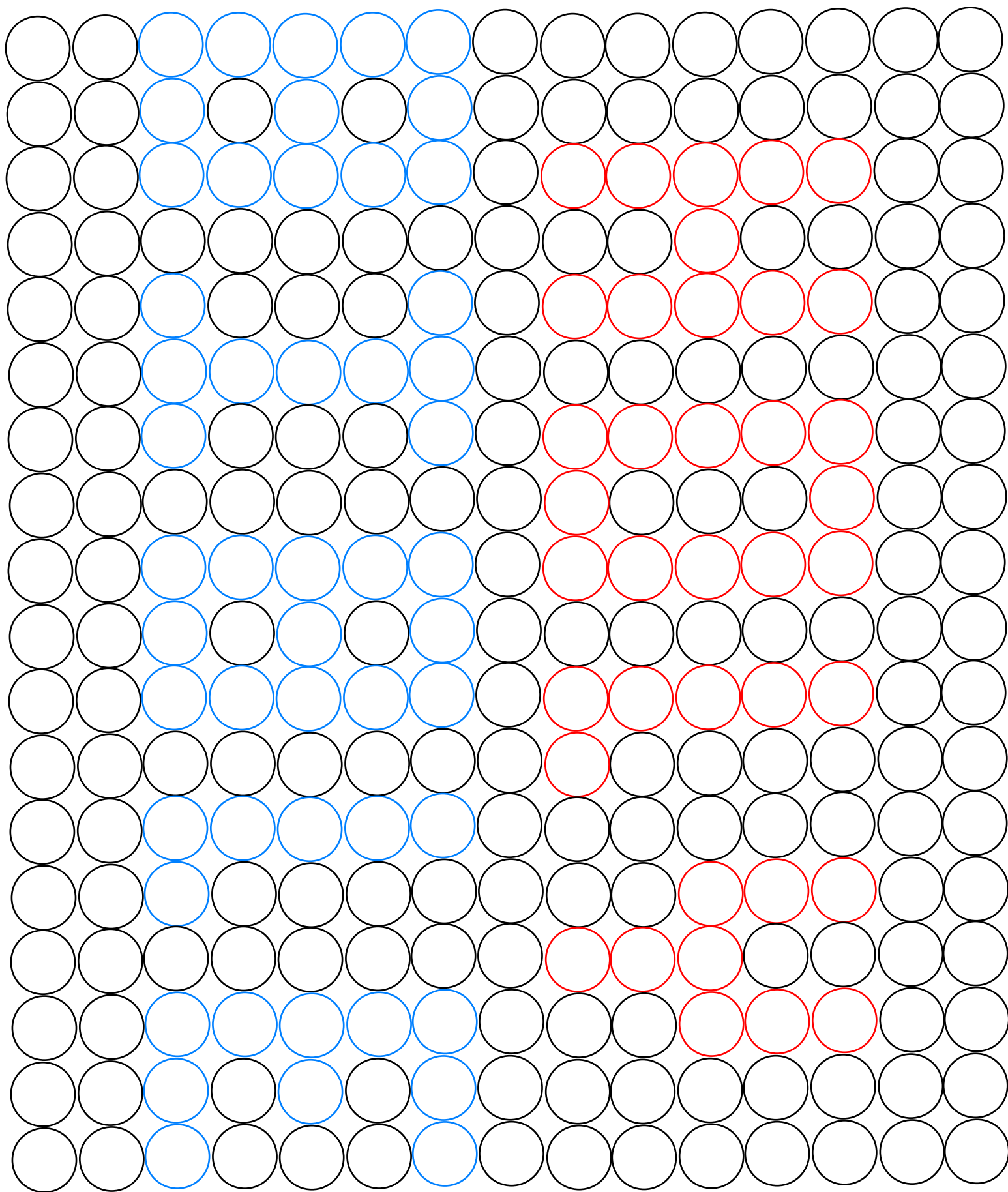
As Jesus and his disciples were on their way, he came to a village where a woman named Martha opened her home to him. 39 She had a sister called Mary, who sat at the Lord's feet listening to what he said. 40 But Martha was distracted by all the preparations that had to be made. She came to him and asked, "Lord, don't you care that my sister has left me to do the work by myself? Tell her to help me!"

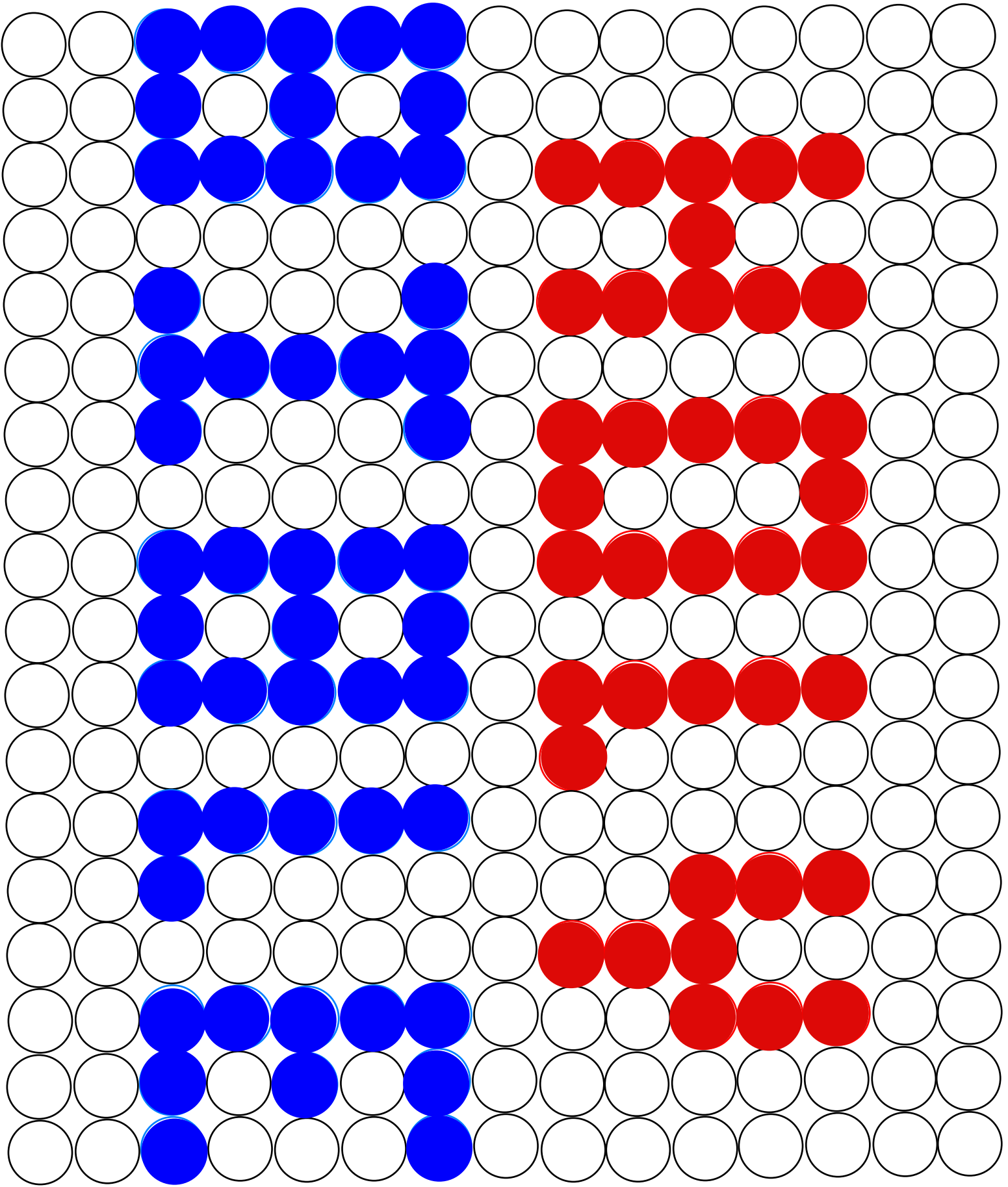
41 "Martha, Martha," the Lord answered, "you are worried and upset about many things, 42 but few things are needed—or indeed only one. Mary has chosen what is better, and it will not be taken away from her." -Luke 10:38-42





is for


Jesus













Thank you for downloading these free materials. Our team is grateful for your trust and pray that God will bless your ministry.

This resource was prepared by [Kristin Schmidt](#) (pictured right). She serves at the Epiphany Lutheran Church in Castle Rock, CO. She has shared her teaching gifts through Ministry-To-Children since 2014 and now serves as our lead curriculum writer.



Every week she writes new [Sunday School lessons](#), [Bible crafts](#), and [children's sermons](#).

Kristin has a professional background in elementary and pre-school education. A graduate of Biola University, she holds a Master of Education and will receive the Master of Theology degree from Concordia University, Irvine, California, in May 2020. Kristin grew up in southern California and lived the past 10 years in Georgia. She is a long-distance runner and voracious reader. In addition to children's curriculum, she shares her student ministry activities and lesson ideas on [YouthGroupMinistry.com](#)

My name is [Tony Kummer](#) (pictured below). I started Ministry-To-Children.com in 2007 as a free resource for anyone sharing Jesus with kids. Don't miss our new websites; [Devotional Christian](#) and [10 Bible Verses](#) to help you focus on personal prayer and quiet times.



[Reader donations](#) and your support at [The Sunday School Store](#) fund these free materials. Please keep us in mind when you are choosing your next children's ministry curriculum. If you enjoy our material, be sure to [sign-up for my free email newsletter](#) called "Sunday School Works!" Every Tuesday, I send the latest new lessons, crafts, and coloring pages in print-friendly format to make your lesson planning easy. May God continue to bless your ministry!

Tony Kummer